

MATTHEW

---

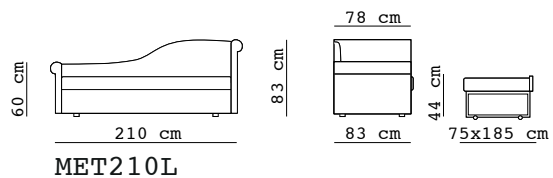


# MATTHEW

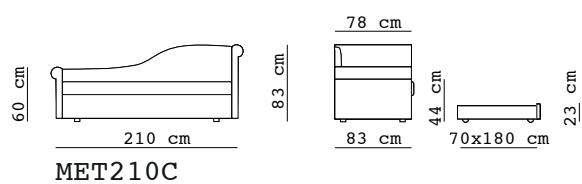
---

## SCHEMA TECNICA

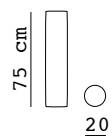
### DIVANO LETTO MATTHEW CON SOTTOLETTO RETE 75x185



### DIVANO LETTO MATTHEW CON CASSETTONE 70x180



### CUSCINO RULLO MATTHEW



**CUSRUL75**

---

**Struttura:** in acciaio ad alta resistenza, verniciata a forno con polveri epossidiche di colore grigio alluminio. Piano letto ortopedico con doghe in legno evaporato. Schienale, braccioli e fascia anteriore in legno e derivati, fissati alla struttura. Imbottitura in poliuretano di diverse densità e rivestimento in vellutino bianco.

**Cuscino seduta:** costituito da un materasso in poliuretano espanso rivestito da un trapuntino in fibra.

**Rivestimento:** in tessuto completamente sfoderabile o in pelle naturale non sfoderabile. Cuscino Seduta sfoderabile in entrambe le versioni.

**Piede:** non a vista in gomma nera integrato nel tubolare della rete. Sottoletto e cassettone con ruote.

**Structure:** in high resistance steel, oven-painted with epoxy powders of gray aluminum color. Orthopedic bed with steamed wooden slats. Backrest, armrests and front band in wood and derivatives, fixed to the structure. Polyurethane padding of different densities and white velvet coating.

**Seat cushion:** made of a polyurethane foam mattress covered with a fiber quilt.

**Cover:** in completely removable fabric or in non-removable natural leather. Seat cushion with removable covers in both versions.

**Foot:** not visible in black rubber integrated into the tubular network. Under-bed and chest of drawers with wheels.

